

Accessories for Mounting
Matrox® QuadHead2Go™ Appliances



How to mount QuadHead2Go appliances

QuadHead2Go appliances were built with flexibility in mind. Matrox offers two accessories that allow for easy mounting of the QuadHead2Go either into a standard 19-inch rack, or to a VESA compatible mount.



RACKMOUNT


- Securely fasten the QuadHead2Go appliance to the mounting shelf
- Stack 3 QuadHead2Go's vertically in a 19-inch rack and drive up to 12 displays
- Fit 10 QuadHead2Go appliances vertically in a 19-inch rack and drive up to 40 displays



VESA BRACKET

- Conveniently mount the QuadHead2Go to your display with the VESA bracket using the holes on the base and side of the appliance
- 1 QuadHead2Go appliance with a single VESA bracket can drive 4 displays

How to mount QuadHead2Go appliances



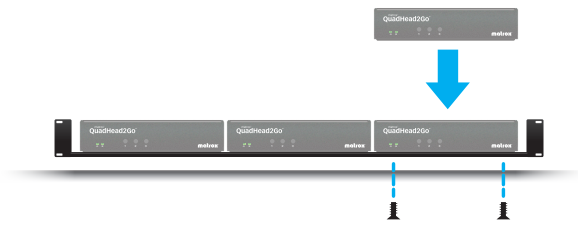
RACKMOUNT

RMK-19TR-A

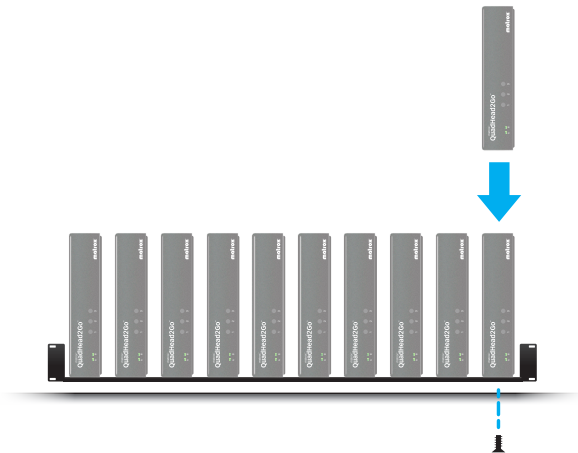


VESA BRACKET

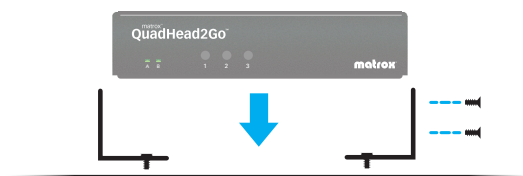
RMK-6BRKT-A




Fit 3 QuadHead2Go's horizontally




Stack 10 QuadHead2Go's vertically



Mount 1 QuadHead2Go appliance with a VESA Bracket and drive 4 displays



Configure brackets facing inwards for a 75 or 100 mm mounting space



Configure brackets outwards for a 200 mm mounting space

Rackmount kit and VESA bracket sold separately.
For more detailed instructions on installation, please refer to the QuadHead2Go User Guide.

Contact Matrox

Montreal Headquarters: 1-800-361-4903 (North America), 514-822-6364 (Worldwide) | video@matrox.com

London Office: +44 (1895) 827300

Serving: United Kingdom, Ireland, Benelux, France, Spain, Portugal, Middle East, Africa

Munich Office: +49 89 62170-444

Serving: Germany, Austria, Switzerland, Denmark, Finland, Norway, Sweden, Central and Eastern Europe, the Baltic States, Greece, Turkey, Italy

